

# Pool Gate & Fence Fact Sheet



Updated March 2025

# Table of Contents

|                                       |     |
|---------------------------------------|-----|
| Inground Pool Fences.....             | 1   |
| Inground Pool Gates & Latches.....    | 2-3 |
| Above Ground Pool Fences & Gates..... | 4   |
| Pool Covers .....                     | 5   |
| Property Maintenance Code.....        | 6   |
| Contact Information.....              | 7   |



# Inground Pool Fences

If a pool is present, a fence must enclose the pool area and be at least 48" above grade. Pool gates and fences shall not have openings of more than 6".

(See Figure 1)

If the fence has openings of 6" or more, wire mesh must be placed on the outside face of the fence.

(See Figure 2)




Figure 1



Figure 2



# Inground Pool Gates & Latches



From an open position of 6", pool gates must be self-closing, self-latching and mounted to not drag on the ground. (See Figure 3)

Figure 3

Mount gate high enough to not drag on the ground!



Correct placement of pool gate latches helps to prevent unauthorized access to the pool area by young children. As a result, exterior gate latches must be installed at least 54" above grade. (See Figure 4)

Figure 4



# Inground Pool Gates & Latches




Figure 5

For fences that are only 48" in height, a latch extension such as the Magna Latch should be used to achieve the 54" minimum latch height requirement.  
(See Figure 5)




Figure 6

Another option for fences that are only 48" in height is to mount the latch on the inside of the fence facing the pool where entry to the pool can be accessed only by reaching over the fence to open the latch.  
(See Figure 6)



# Above Ground Pool Fences & Gates

For above ground pools, if the height of the pool wall is at least 48" above grade, a fence is not necessary around the entire pool. However, a fence is required around the entry to the above ground pool and must be at least 48" above grade. The enclosure gate must be self-closing, self-latching and mounted to not drag on the ground. (See Figure 7)

The enclosure gate latches must meet the same latching requirements described for inground pool gates and latches. (See Figures 3-6)

If the height of the pool wall is under 48", a fence must enclose the entire pool area. (See Page 1)



**Figure 7** Mount gate high enough to not drag on the ground!



On a deck around an above ground pool, the fence and gate shall be at least 48" tall. A self-closing, self-latching gate is required.



Removable ladders and/or spring loaded ladders **do not** satisfy the enclosure requirement.



# Pool Covers

An addition of a pool cover can provide an extra measure of safety. However, pool covers cannot be used to replace the fencing requirement. Even with the presence of a pool cover, the pool fence requirements must still be met.






# Property Maintenance Code

The complete Miami Township Property Maintenance Code can be found at:

<https://www.miamitwpoh.gov/PDF/CD/022519-PMC.pdf>

MIAMI TOWNSHIP  
Clermont County, Ohio

**PROPERTY MAINTENANCE CODE**  
Adopted as amended, February 19, 2019  
Effective March 25, 2019



Miami Township Department of Community Development  
6101 Meijer Drive Milford, Ohio 45150



**SECTION 303**  
**SWIMMING POOLS, SPAS AND HOT TUBS**

**303.1 Swimming pools.** Swimming pools shall be maintained in a clean and sanitary condition, and in good repair.

**303.2 Enclosures.** Private swimming pools, hot tubs and spas, containing water more than 24 inches (610 mm) in depth shall be completely surrounded by a fence or barrier at least 48 inches (1219 mm) in height above the finished ground level measured on the side of the barrier away from the pool. Gates and doors in such barriers shall be self-closing and self-latching. Where the self-latching device is less than 54 inches (1372 mm) above the bottom of the gate, the release mechanism shall be located on the pool side of the gate. Self-closing and self latching gates shall be maintained such that the gate will positively close and latch when released from an open position of 6 inches (152 mm) from the gatepost. No existing pool enclosure shall be removed, replaced or changed in a manner that reduces its effectiveness as a safety barrier.

**Exception:** Spas or hot tubs with a safety cover that complies with ASTM International Performance Specifications for Safety Covers shall be exempt from the provisions of this section.



# Contact Information

Call the Miami Township  
Community Development  
Department at (513) 248-3731.

Office hours are Monday-Friday  
8am-4:30pm.

Visit our website!

[www.miamitwpoh.gov/zoning](http://www.miamitwpoh.gov/zoning)

